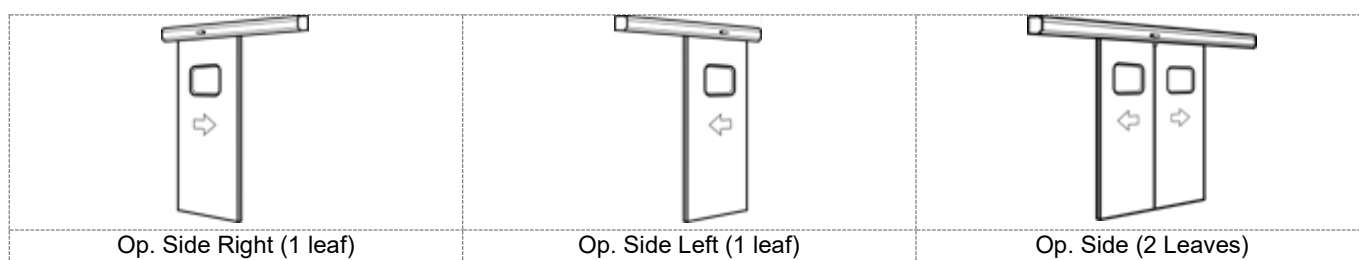


manusa 

VISIO HERMETIC OPERATOR



1 - DESCRIPTION



Operator for **hermetic automatic sliding door**, in side opening with one sliding leaf or middle with two sliding leaves versions.

The **Visio hermetic** operator is a product specifically designed to guarantee high levels of hermetic sealing in clean rooms and operating theatres, thanks to its patented approximated system and pressure of the leaf over the frame.

Also, thanks to its exclusive spring-assisted return system, it allows in the event of a power failure a simple manual activation without the need for lever systems.

Given its high performance in its different LD/HD versions, it is especially indicated for the activation of **radiology** doors with a weight of up to 200 kg.

And always with the smooth operation and high reliability of the Manusa Visio motorisation based on induction motors with direct drive and inverter system with independent speed and power regulation.

The **Visio hermetic** operator has also been designed prioritising design to achieve:

- Greater integration of the operator in the architectural environment and lower visual impact.
- Easy assembly.
- Greater functionality: new, elegantly designed and intuitive to handle **Smart** control selector.

In addition to new technological features such as :

- Push&Go system for door opening
- Connection for fire alarm and emergency stop
- Built-in warning device.

The product also includes new possibilities as an option such as the new remote control software and management of **Manulink** door systems and the new **Openlinx** communications interface that allows integrating the door in immotic networks and building control systems.

The **Visio hermetic** operator forms together with the **P50** Panelled Leaves and the **MK40** Hermetic Frame the exclusive **manusa hermetic door** system, also available in a transparent version with the **H45** glass hermetic carpentry.

2 – MOTOR GROUP TECHNICAL SPECIFICATIONS

MOTOR GROUP TECHNICAL SPECIFICATIONS

Standard power supply	220-240V +/-6% 50Hz
Power supply to order	100-120V +/-6% 60Hz
Motor	2 x AC Three phase
Nominal power	265 W
Inverter technology (excl. Manusa)	VV-VF
Protection fuse	4 A
Operating temperature	-15°C to 50°C
Rechargeable fail-safe batteries (open/close)	2x12 V DC 700mAh

GR KINEMATIC CHARACTERISTICS MOTOR

Adjustable leaf opening speed	0.5 to 1 m/s
Adjustable leaf closing speed	0,15 to 0,4 m/s
Adjustable closing force	40 N to 140 N
Maximum acceleration	2 m/s ²
Independent regulation of speed/force	Yes
Leaf maximum weight LD (side /central)	1x90 Kg / 2x65 Kg
Leaf maximum weight HD (side /central)	1x200 Kg / 2x150 Kg

3 – CHASSIS TECHNICAL SPECIFICATIONS

OPERATOR CHASSIS SPECIFICATIONS

Operator dimensions (height x depth) [mm]	175 x 220
Maximum operator expansion [mm]	5810
Minimum/maximum Side clear width [mm]	495 / 1800
Minimum/maximum central clear width [mm]	1070 / 2610
Recommended maximum clear height [mm]	2400

COMPATIBILITY WITH LEAVES

	Panelled Leaf P50 + Frame MK40		H45 Aluminium frame + Frame MK40
-------------------------------------------------------------------------------------	-----------------------------------------------	-------------------------------------------------------------------------------------	-------------------------------------------------

4 – APPLICABLE REGULATIONS

Low Voltage Directive	2006/95/CE
Electromagnetic Compatibility Directive	2004/108/CE
Construction Products Regulation	305/2011/CE
Machinery Directive	2006/42/CE
Pedestrian Automatic Doors. Product Standard.	EN 16361
Pedestrian Automatic Doors. Safety in Use.	EN 16005
Household and Similar Electrical Appliances. Safety. Door Drives.	IEC 60335-2-103
Detection Devices	EN 12978
Pedestrian doors for operating rooms, cleanrooms and controlled environment rooms.	UNE 85170

5 – FINISHES

The product cover is made of aluminium, which allows for all the finishes available for this material:

Anodised:


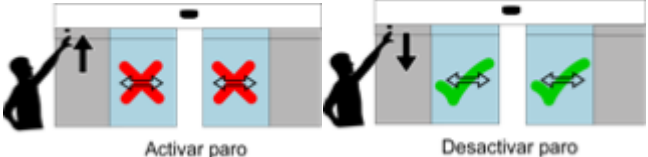

The anodised finish consists of a protective covering, created through an electrolyte process. The minimum anodised thickness is 15 microns.

Lacquered:

The lacquered finish is a protective covering made from plastic paint polymerised in an oven. The minimum lacquered thickness is 60 microns. Complete RAL range available.

6 – SAFETY CHARACTERISTICS

The **manusa hermetic visio** operators have new technological features such as :

Earthing	Standard, the operator allows the electrostatic discharge of the leaf in the end positions. The discharge chain system is optionally available as an accessory for earthing in the door's entire travel.
Connection for fire alarm	In the event of a fire and to make evacuation easier, the alarm signal can make the door open. 
Emergency stop (optional)	Although regulations do not require this as it is a low risk machine, the movement of the door can be stopped immediately activating a pushbutton  Activar paro Desactivar paro
Opening movement protection (optional)	The operator is designed to manage the signal of the presence sensors in the opening area. An intermittent acoustic signal warns the pedestrian when he/she is in the opening area of the sliding leaves. If the door is opening, its opening is slowed down. 

7 – ACCESSORIES

DETECCIÓN**DDS-S Sensor**

Infra-red technology sensor for side safety detection in the leaves' opening area.

Planar radar**Infrared sensor****Built-in infrared sensor****Safety photocell****Infrared sensor to protect the opening movement****SELECTORS****Airlinx Selector**

Advanced wireless program switch to control door modes and local diagnosis with touch keypad and LCD display.

Smart Selector

Program switch with an LCD display and intuitive controls, connected via a cable.

Optima Selector

Program switch connected via a cable. Surface-mounted or recessed options available

OPENING CONTROL**Smart-Prox touchless switch**

Allows a totally hygienic activation of the hermetic door as there is no type of contact. The detection distance is configurable.

Opening button**Elbow button**

Allows a totally hygienic activation of the hermetic door. It is available in white and silver and surface and embedded versions

Exterior key**Coded numerical keypad****Sistema de control de acceso por RFID****GRF wireless range**

Wireless installation: Push button, elbow push button, outside key switch, numeric code keypad, 2/4 channel remote control, hands-free system

SAFETY**Electrostatic discharge chain****CONTROL AND COMMUNICATIONS****Openlinx**

Device for connection to immotic systems and communications buses. Also allows individual remote control thanks to its webserver

Software Manulink 2.0

Exclusive software for the centralised control of a door system from a PC.

I/O interface

for making locks and special functions

Las características reflejadas en este documento se dan a título informativo, y no tienen carácter contractual. El fabricante se reserva el derecho a modificaciones sin previo aviso.
 The characteristics indicated in this manual are purely informative and are in no way binding. The manufacturer reserves the right to make modifications without prior notice.
 Les caractéristiques reflétées dans ce document sont données à titre indicatif, elles n'ont pas de caractère contractuel. Le fabricant se réserve un droit de modifications sans avis préalable.
 As características exibidas neste manual se dão a título informativo, e não têm caráter contratual. O fabricante se reserva o direito a alterações sem aviso prévio.

manusa 

OFICINAS CENTRALES

Av. Vía Augusta, 85-87, 6^a
 08174 Sant Cugat del Vallés
 Barcelona - España
 Tel. +34 902 321 400
 Fax +34 902 321 450